

An aerial photograph of a residential neighborhood. A central rectangular lot is highlighted with a yellow border. The lot is labeled with its dimensions: 32.4m on the top and bottom edges, and 12.4m on the left and right edges. The text "Land Size = 407m²" is centered within the highlighted area. Surrounding the lot are houses with dark roofs, lawns, and some outdoor equipment like a trampoline. A road with parked cars is visible on the right side of the image.




Mountview RE is pleased to present this exclusive opportunity to secure a registered block of 407sqm land in a tightly held pocket within one of Northwest Sydney's most sought-after area of Tallawong.

Price : \$ 1,045,000
Land Size : 407 sqm
View : <https://www.mountviewre.com.au/sale/nsw/hills/rouse-hill/residential/land/7918058>

Enjoy the convenience of being centrally located, with access to some of Sydney's best educational facilities, shops, and Rouse Hill's emerging café/restaurant scene. Stay connected with access to the M2 & M7 motorways, providing direct access into the city and other areas of Sydney with alternative options buses and metro running every 5 minutes directly to Sydney CBD.

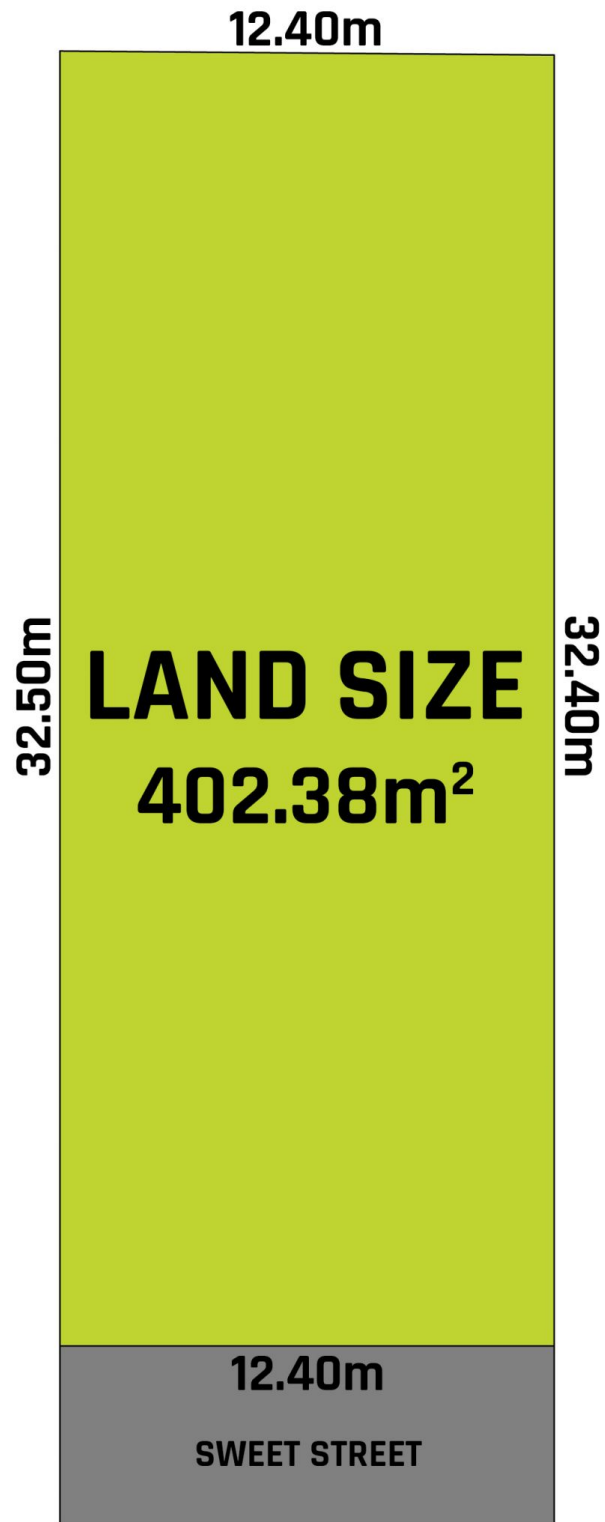
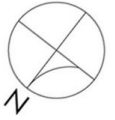


Malwinder Pandher
02 8883 3592



Rahul Sehgal
02 8883 3592

<https://www.mountviewre.com.au>



12 SWEET STREET, ROUSE HILL

DISCLAIMER:

PLANS SHOWN ARE FOR MARKETING PURPOSES ONLY. ALL DIMENSIONS ARE APPROXIMATE AND NOT TO SCALE. THEY ARE SUBJECT TO ERRORS AND INACCURACIES AND NO LIABILITY WILL BE ACCEPTED. INTERESTED PARTIES SHOULD MAKE THEIR OWN INQUIRIES.

Mountview_{RE}